

NORTHERN RIVERS UKE ORCHESTRA MULLUM MUSIC FESTIVAL 2013

Tijuana Taxi (drums)

Butterfly Tree (drums)

Bicycle Crash (drums)



*Sophisticated Hula (drums)

with
Mana Aloha
Dancers

*Hula Hands (drums)

Apache (drums)

2 LEAD
SOLOIST DI

Que Sera (drums)

Come Dancing (drums)

You Make Me Happy (shaker)

I Like Ukuleles (drums)



*Puamana (conga)

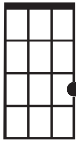
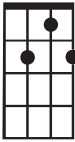
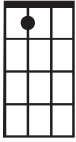

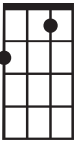
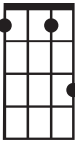
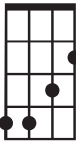
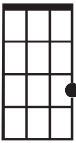
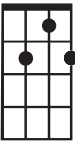
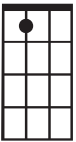

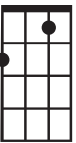

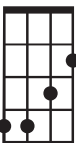
with
Mana Aloha
Dancers

*Green Rose Hula (conga)

Never Can (drums)

* with Azo Bell on Lap Steel

TIJUANA TAXI **YOUTUBE** (198BPM)

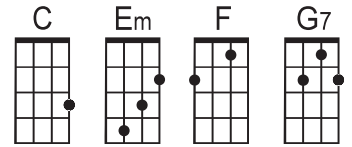
(C)		(G7)		(G7)		(C)		C	G7
(A7)		(Dm)		(G) STOP					
(C)		(C)							
(C)		(G7)		(G7)		(C)		A7	Dm
(A7)		(Dm)		(G) STOP					
(C)								F	Fm
(G7)		(G7)		(C)		(C)			
(A7)		(A7)		(Dm)		(Dm)			
(F)		(Fm)		(C)		(A7)		Em	
(Dm)		(G7)		(C)		(C)			
(C)		(G7)		(G7)		(C)			
(A7)		(Dm)		(G>) //STOP				C	G7
(C)		(C)							
(C)		(G7)		(G7)		(C)			
(A7)		(Dm)		(G>) //STOP				A7	Dm
(C)									
(G7)		(G7)		(C)		(C)		F	Fm
(A7)		(A7)		(Dm)		(Dm)			
(F)		(Fm)		(C)		(A7)			
(Dm)		(G7)		(C)		(C)		Em	
(C)		(G7)		(G7)		(C)			
(A7)		(Dm)		(G)///		(NC)			
(G7)///		(NC)		(Em)///		(NC)			
(G7)///		(NC)		(C)		(C stop<)			



THE BUTTERFLY TREE YOUTUBE (91BPM)

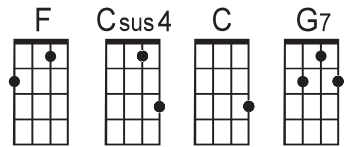
Written by Harvey Judd. Recorded 1961 by Robin Clark for Capitol Records.

INTRO: (C) / (Em) / (F) / (G7) X 2 (play through verse)

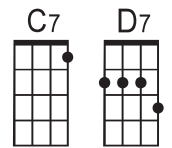


If you should ever catch a butterfly
With wings of gold, So I've been told,

Some happiness and love will come your way
That very day That's what they (C) say. (C7)

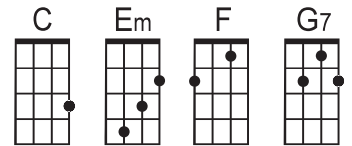


CH: But (F) if you find a (Csus4) tree full of (C) butterflies,
Of golden (G7) butterflies,
Your love will (C) multiply. (C7)

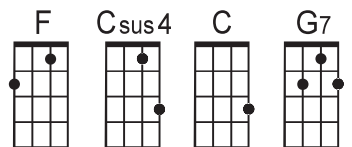


Your (F) happiness will (Csus4) last an e- (C) ternity,
If (D7) you should find a butterfly (G7) tree.

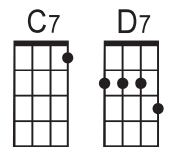
(C) / (Em) / (F) / (G7) X 2 (play through verse)



A four leaf clover brings you luck, they say.
And rabbits' feet, are quite o- kay.
And at the rainbow's end, so we've been told,
There waits for us, A pot of (C) gold. (C7)

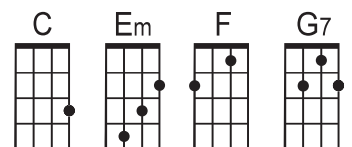


CH: But (F) if you find a (Csus4) tree full of (C) butterflies,
Of golden (G7) butterflies,
Your love will (C) multiply. (C7)



Your (F) happiness will (Csus4) last an e- (C) ternity,
If (D7) you should find a butterfly (G7) tree.

(C) / (Em) / (F) / (G7) X 2 (play through verse)



A four leaf clover brings you luck, they say.
And rabbits' feet, are quite o- kay.
And at the rainbow's end, so we've been told,
There waits for us, A pot of gold.

For you and me.

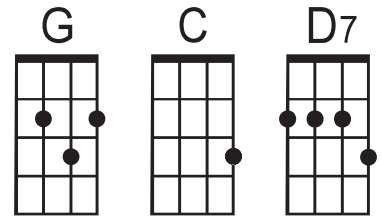
For you and (C stop <) me.

If (G) you should find a (G7) butterfly (C) tree. (Em) / (F) / (G7) / (C)



BICYCLE WRECK SONG YOUTUBE

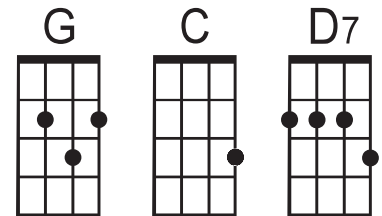
INTRO: (G) | (G) | (C) | (C) |
 (G) | (G) | (D7) | (D7) |
 (G) | (G) | (C) | (C) |
 (G) | (D7) | (G) | (G) |



Now you (G) heard of accidents on those (C) motor cars and airplanes
 But the (G) accident I had takes the (D7) cake
 For my (G) foot slipped off the pedal and my (C) shoe caught in the chain
 so there (G) fore I couldn't (D7) even hit the (G) break

I was (G) goin round the mountain makin' (C) ninty miles an hour Drums start here
 when the (G) chain on my bicycle (D7) broke,
 I was (G) skinned all over by the (C) rocks and the gravel
 I was (G) punctured to (D7) death by the (G) spokes.

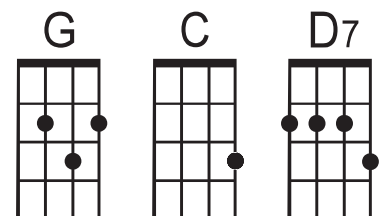
SOLO: (G) | (G) | (C) | (C) |
 (G) | (G) | (D7) | (D7) |
 (G) | (G) | (C) | (C) |
 (G) | (D7) | (G) | (G) |



I aint (G) kiddin I aint a Jokin' I'm just (C) layin here a chokin'
 Cause these (G) handlebars are sticken down my (D7) throat!
 I got the (G) front wheel for a necktie the (C) back wheel for a belt
 And I'm (G) wearin the (D7) fender for a (G) coat.

I was (G) goin round the mountain makin' (C) ninty miles an hour
 when the (G) chain on my bicycle (D7) broke,
 I was (G) skinned all over by the (C) rocks and the gravel
 I was (G) punctured to (D7) death by the (G) spokes.

SOLO: (G) | (G) | (C) | (C) |
 (G) | (G) | (D7) | (D7) |
 (G) | (G) | (C) | (C) |
 (G) | (D7) | (G) | (G) |



I was (G) goin round the mountain makin' (C) ninty miles an hour
 when the (G) chain on my bicycle (D7) broke,
 I was (G) skinned all over by the (C) rocks and the gravel
 I was (G) punctured to (D7) death by the (G) spokes.
 (C) / (G) / (D7) / (G)



SOPHISITCATED HULA (133 BPM)

INTRO: (one strum) (G) | (D) | (G) | (D7)

(G) Hands on your (G7) hips (C) do the hula (Cm) dips

(G) Sophisitcated hula (D7) is the talk of the (G) town (D7)

(G) Swing your partner (G7) 'round (C) soon you'll cover (Cm) ground

(G) Sophisitcated hula (D7) is the talk of the (G) town

(Bm) The hula maidens they love to dance

(F#7) They do their dance to the (Bm) beating of drums

(D) And now sophisticated hulas your chance

(A7) You do the dance while the (D7) melody runs

(G) Dance to the music (G7) sweet, (C) soon you will re (Cm) peat

(G) Sophisticated hula (D7) is the talk of (G) town

SOLO: (G) | (G7) | (C) | (Cm) |

(G) | (D7) | (G) | (D7) |

(G) | (G7) | (C) | (Cm) |

(G) | (D7) | (G) | (G) |

(Bm) The hula maidens they love to dance

(F#7) They do their dance to the (Bm) beating of drums

(D) And now sophisticated hulas your chance

(A7) You do the dance while the (D7) melody runs

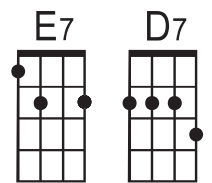
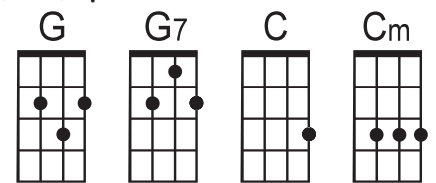
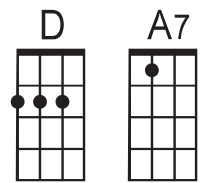
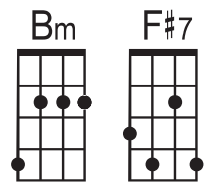
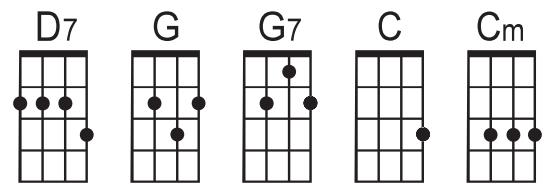
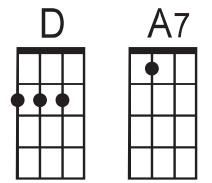
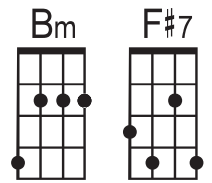
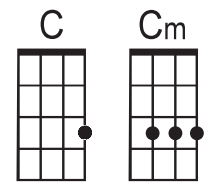
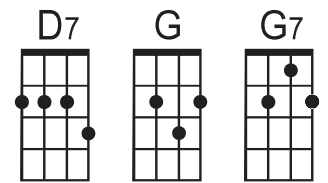
(G) Dance to the music (G7) sweet, (C) soon you will re (Cm) peat

(G) Sophisticated hula (D7) is the talk of (G) town

the (E7) town

(A7) Sophisticated hula (D7) is the talk of

(G) town // (C) // (G) / (D7) / (G) /



LOVELY HULA HANDS (104 BPM) COUNT 1 2 3 4, 1 2

INTRO | (G7) | (G7) | (C) // (G7) // | (C) |

(C) Lovely hula hands

graceful as the birds (Gdim) in - (G7) motion,
gliding like the gulls o'er the ocean.

Lovely hula (C) hands, kou | (G7) ima nani (C) e

(C) Lovely hula hands

telling of the rains (Gdim) in the (G7) valley,
and the swirling winds over the pali,

Lovely hula (C) hands, kou (G7) lima nani (C) e (C7)

(C7) I can feel the soft ca- resses of your hula

(F) hands, your (C7) lovely hula (F) hands,

(A7) Every little move expresses

so I'll under- (D7) stand (G7) all the tender meaning

(C) of your hula hands

fingertips that say (Gdim) a- (G7) loha,

(G7) say to me again I love you,

Lovely hula (C) hands, kou (G7) lima nani (C) e

(C7) I can feel the soft ca- resses of your hula

(F) hands, your (C7) lovely hula (F) hands,

(A7) Every little move expresses

so I'll under- (D7) stand (G7 stop <) all the tender meaning

(C) of your hula hands

fingertips that say (Gdim) a- (G7) loha,

(G7) say to me again I love you,

Lovely hula (C) hands, kou (G7) lima nani (C) e

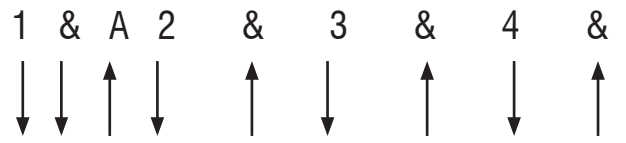
kou (D7) lima (G7) nani (C) e | (G7) | (C) /... (Bb) / (B) / (C) /

(C)

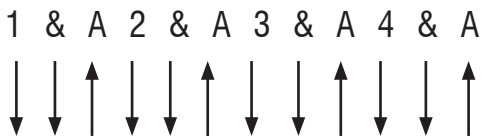


APACHE YOUTUBE (130 BPM)

INJUN strum



HORSIE



STOPS (STACCATO)



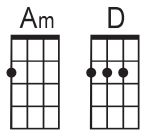
(Am <) | (D <) | (Am <) | (D <) | ONE STRUM

(Am) | (D) | (Am) | (Am) |

(Am) | (D) | (Am) | (Am) |

(Dm) | (G) | (Dm) | (Dm) |

(Am) | (D) | (Am) | (Am) |



HORSIE

INJUN

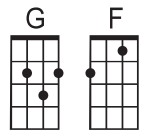
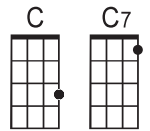
(F) | (F) | (Am) | (Am) |

(F) | (F) | (Am) | (Am) |

(F) | (G) | (C) | (Am) |

(F) | (G) | (C) | (C7) |

(F) | (G) | (C) | (Am) |

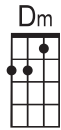


HORSIE

INJUN

(F) | (F) | (Am) | (Am) |

(F) | (F) | (Am) | (Am) |



(Am) | (D) | (Am) | (Am) | STOPS

(Am) | (D) | (Am) | (Am) |

(Dm) | (G) | (Dm) | (Dm) | INJUN

(Am) | (D) | (Am) | (Am) | STOPS

(F) | (G) | (C) | (Am) | INJUN

(F) | (G) | (C) | (C7) |

(F) | (G) | (C) | (Am) |

HORSIE

INJUN

(F) | (F) | (Am) | (Am) |

(F) | (F) | (Am) | (Am) |



(Am <) | (D <) | (Am <) | (D <) | ONE STRUM

QUE SERA SERA Doris Day **YOUTUBE** (155pbm 3/4)

(G) | (G) | (G7) | (G7) | (G7) | (G7) | (C) |

(C) When I was just a little girl
I asked my mother, what will I (Dm) be
(G) Will I be pretty, (G7) will I be rich
Here's what she said to (C) me. (C7)

Que (F) Sera, Sera,
Whatever will (C) be, will be
The future's not (G) ours, to see (G7)
Que Sera, Ser (C) a (G)
What will (G7) be, will (C) be.

When I was (C) young, I fell in love
I asked my sweetheart what lies a (Dm) head
(G) Will we have rainbows, day after day
(G7) Here's what my sweetheart (C) said. (C7)

Que (F) Sera, Sera,
Whatever will (C) be, will be
The future's not (G) ours, to see (G7)
Que Sera, Ser (C) a (G)
What will (G7) be, will (C) be.

Now I have (C) children of my own
They ask their mother, what will I (Dm) be
(G) Will I be handsome, will I be rich (G7)
I tell them tender (C) ly. (C7)

Que (F) Sera, Sera,
Whatever will (C) be, will be
The future's not (G) ours, to see (G7)
Que Sera, Ser (C) a (G)
What will (G7) be, will (C) be. | (C)

(F) Que Ser (G7) a, Ser (C) aaaaa (C)

(F) // (G7) / (C) /



COME DANCING THE KINKS **YOUTUBE** (148 PPM)

INTRO: (F) | (C) | (C) | (F)

RIFF: (F) | (F) | (C) | (C) X 2

(F) They put a parking lot on a piece of (C) land

Where the supermarket used to (F) stand.

Before that they put up a bowling al (C) ley

On the site that used to be the local pal (F) ais.

(Bb) That's where the big bands (F) used to come and play.

(C) My sister went there (F) on a Satur day.

CHORUS: Come (Bb) dancing,

All her boyfriends (F) used to come and call.

Why not come (C) dancing? it's (Bb) only natural

RIFF: (F) | (F) | (C) | (C) | X 2

(F) Another Saturday, another (C) date.

She would be ready but she's always make them (F) wait.

In the hallway, in antici (C) pation,

He didn't know the night would end up in frus (F) tration.

(Bb) He'd end up blowing all his (F) wages for the week

(C) All for a cuddle and a (F) peck on the cheek.

CHORUS: Come (Bb) dancing,

That's how they did it when (F) I was just a kid,

And when they said come (C) dancing,

My (Bb) sister always did.

RIFF: (F) | (F) | (C) | (C) | X 2

My (Dm) sister should have (C) come in at (Bb) midnight,

And my (Dm) mom would always (C) sit up and (Bb) wait.

It (Dm) always ended (C) up in a big (Bb) row

When my (Dm) sister used to (C) get home (Bb) late.

REPEAT INTRO: (F) | (C) | (C) | (F) X 2

Out of my window I can see them in the moonlight,

Two silhouettes saying goodnight by the garden gate. (Mom yells at them...)

The (Dm) day they (C) knocked down the (Bb) palais

My (Dm) sister (C) stood and (Bb) cried.

(Dm) The day they (C) knocked down the (Bb) palais

(Dm) Part of my (C) childhood (Bb) died, just died.

(loud) (Dm) / (C) // | (Bb) (C) | X 4

repeat intro: (F) (C) | (C) (F)

(F) Now I'm grown up and playing in a (C) band,
And there's a car park where the palais used to (F) stand.

My sister's married and she lives on an es (C) tate.

Her daughters go out, now it's her turn to (F) wait.

(Bb) She knows they get away with (F) things she never could,

(C) But if I asked her I (F) wonder if she would,

CHORUS: Come (Bb) dancing,

Just like the palais, (F) on a Saturday.

And all friends would come (C) dancing,

while the (Bb) big band used to play.

RIFF: (F) | (F) | (C) | (C) |
*(F) | (F) | (C) | (C7)/(F) |

RIFF

The RIFF section consists of two systems of musical notation. Each system includes a guitar tablature line (T/B) and a standard notation line (Inst 1). The time signature is 4/4. The first system is divided into two measures: measure 1 has a '1' above the first measure and a '2' above the second measure. The second system is divided into two measures: measure 3 has a '3' above the first measure and a '4' above the second measure. The tablature uses numbers 0-3, and the standard notation uses a key signature of one flat (Bb).

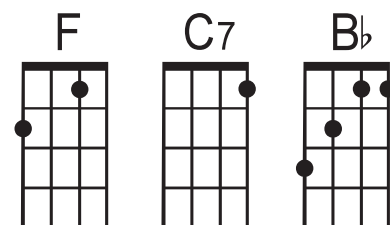
***END**

The *END section consists of two systems of musical notation, identical in structure to the RIFF section. Each system includes a guitar tablature line (T/B) and a standard notation line (Inst 1). The time signature is 4/4. The first system is divided into two measures: measure 1 has a '1' above the first measure and a '2' above the second measure. The second system is divided into two measures: measure 3 has a '3' above the first measure and a '4' above the second measure. The tablature uses numbers 0-8, and the standard notation uses a key signature of one flat (Bb).



YOU MAKE ME HAPPY

(Ronnie Harwood) **YOUTUBE**



(F) You make me happy

You make me feel so **(C7)** fine

Your my everything

Nothing in this world is gonna **(F)** change my mind

Cause **(C7)** you make me **(F)** happy

Oh **(C7)** you make me **(F)** happy

(F) Skies maybe cloudy

And rain is falling **(C7)** down

When you smile at me

You bring out the sunshine on a **(F)** rainy day

Cause **(C7)** you make me **(F)** happy

Oh **(C7)** you make me **(F)** happy

(Bb) Wowowoow I'm **(F)** so happy

(Bb) Wowowoow **(C7)** lucky lucky me

(solo instrumental)

(F) | **(F)** | **(F)** | **(F)**

(C7) | **(C7)** | **(C7)** | **(C7)**

(C7) | **(C7)** | **(F)** | **(F)**

Cause **(C7)** you make me **(F)** happy

Oh **(C7)** you make me **(F)** happy

(F) I'm crazy about you

My head goes round and **(C7)** round

Little things you do

Make me want you need you

love you **(F)** more and more

Cause **(C7)** you make me **(F)** happy

Oh **(C7)** you make me **(F)** happy

Oh **(C7)** you make me **(F)** happy

Oh **(C7)** you make me **(F)** happy

(F) | **(F)** / **(C7)** / **(F)** /



I LIKE UKULELES

Drums start here on the 1

Joe Brown **YOUTUBE**

Oh, (C) I like ukuleles, they (D7) always make you smile.

What- (G7) ever trouble comes your way, it'll

(C) be O (C#dim7) Kay in a (Dm) little while. (G7)

Just (C) pick a little tune now, it's (D7) easy if you try.

Just a (G7) couple of chords and a flick of the wrist

(Ebdim7) | (F#dim7) and you (G7) start to wonder (C) why

You've never (F) tried this before. It'll (C) open a door,

To (D7) something that you thought you couldn't (G7) do (D7) | (G7) |

And (F) take it from (C) me, that (F) little jumping (C) flea.

Will (D7) cheer you up and chase away your (G7) blues (D7) | (G7) |

So give me a (C) uke. . . I want a (B7) u-ku-(C) le-le .

(A7) It speaks to me saying (Dm) please, please (A7) play (Dm) me.

(G7) All through the day, and (C) all on my own. (A7)

I'll be (D7) strumming away 'til the (G7) cows (D7) come (G7) home

So (C) play your ukulele. Don't (D7) keep it to yourself.

Your (G7) moans and groans will fade away.

(C) They should (C#dim7) stick'em on the (Dm) national (G7) health.

I (C) love my ukulele. It's al (D7) ways been a friend.

I'll (G7) hold it tight and keep it close, right to the very (C) end.

Instrumental: (F) | (F) | (C) | (C) |

(D7) | (D7) | (G7) (D7) | (G7) |

So give me a (C) uke. . . I want a (B7) u-ku-(C) le-le .

(A7) It speaks to me saying (Dm) please, please (A7) play (Dm) me.

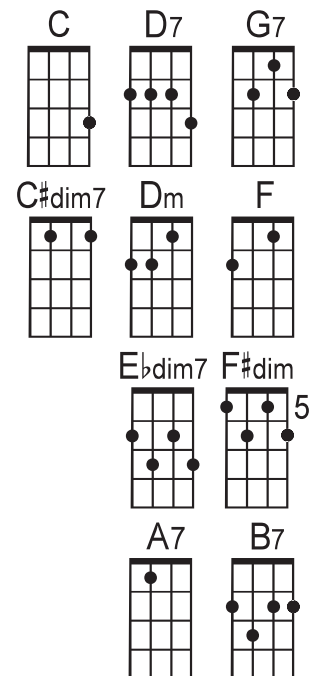
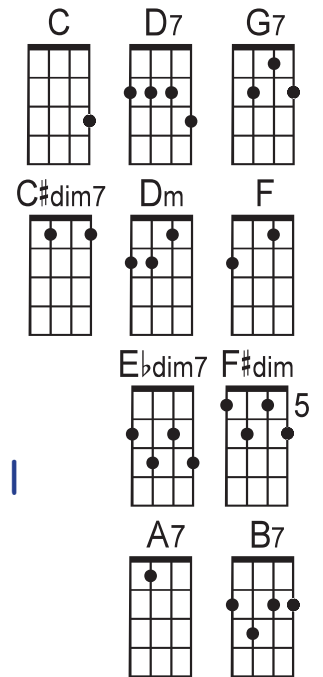
(G7) All through the day, and (C) all on my own. (A7)

I'll be (D7) strumming away 'til the (G7) cows (D7) come (G7) home

Instrumental: (C) | (C) | (D7) | (D7) |

(G) | (G) | (G) | (C) / (G7) / (C) /

(Ebdim7) | (F#dim7) | (G7) | (C) / (G7) / (C) /



PUAMANA - HOUSE OF FLOWERS YOUTUBE (105bpm)

Vamp: (G7) (C7) | (F) X 2

****IMPORTANT**

Each Vocal verse
is repeated twice

- (F) (F7) (Bb) (F)
1. Puamana, Kiu'u home i Lahaina,
(C7) (G7) (C7) (F)
Me nã pua 'aab onaona, Ku'u home i aloha 'ia

Vamp: (G7) (C7) | (F) |

- (F) (F7) (Bb) (F)
2. Ku'u home, I ka ulu o ka niu,
(C7) (G7) (C7) (F)
O ka mu kũ kilakila, Napenape mane

Vamp: (G7) (C7) | (F) |

SOLO: (F) | (F7) | (Bb) | (F)
(C7) | (C7) | (G7)(C7) | (F)
(G7)(C7) | (F)

- (F) (F7) (Bb) (F)
3. Home nani, Home i ka 'ae kai,
(C7) (G7) (C7) (F)
Ke kiinane a ka mahina, I ke kai hāwanawana.

Vamp: (G7) (C7) | (F) |

SOLO: (F) | (F7) | (Bb) | (F)
(C7) | (C7) | (G7)(C7) | (F)
(G7)(C7) | (F)

- (F) (F7) (Bb) (F)
4. Ha 'ma 'ia mai ka puana,
(C7) (G7) (C7) (F)
Ku'u home i Lahaina, I piha me ka hau'oli *Vamp: (G7) (C7) | (F) |

*(after 2nd repeat goto END)

END (G7) (C7) | (F) / (Eb) / (E) / (F) / ... (F)



GREEN ROSE HULA **YOUTUBE**

Intro: (F) | (Bb) (F) |
(Bb) (F) | (C7) (F)
Vamp: (C7) (F) | (C7) (F)

****IMPORTANT**
Each numbered verse
is repeated twice

(F) (Bb) (F)
1. No ka pualoke lauke aloh~a
(Bb) (F) (C7) (F)
No ka u'i kau i ka wē~kiu | Vamp: (C7) (F) | (C7) (F)

(F) (Bb) (F)
2. Kō 'ala onaona i 'ane'~i
(Bb) (F) (C7) (F)
Ho 'olale mai ana e wale~a. | Vamp: (C7) (F) | (C7) (F)

(F) (Bb) (F)
3. E walea pū aku me 'oe,
(Bb) (F) (C7) (F)
I ka hana no'EAU ho'o~ipo. | Vamp: (C7) (F) | (C7) (F)

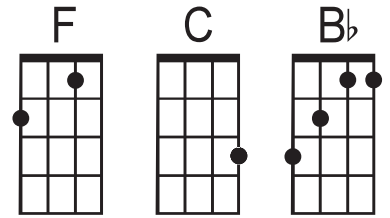
(F) (Bb) (F)
4. A he ipo 'oe na'u i aloh~a
(Bb) (F) (C7) (F)
Ka 'ano'la ku'u pu'uwa-i. | Vamp: (C7) (F) | (C7) (F)

(F) (Bb) (F)
5. Ha'ina 'ia mai (ana) ka puan~a
(Bb) (F) (C7) (F)
Non nō Green Rose ke aloh~a. *2 Vamp: (C7) (F) | (C7) (F)

*2 Vamp: (C7) (F) | (C7) (F) | (C7) (F) | (F) | (F<stop)



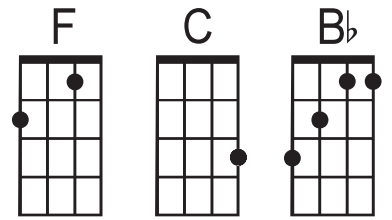
NEVER ON A SUNDAY



(NC)		(C)		(C)		(F)	
(F) STOP		(C)		(C)		(F)	
(F) STOP		(C)		(C)		(F)	
(F) STOP		(C)		(C)		(F)	
(F) STOP		(F)		(F)		(C)	
(C)		(Bb)		(C)		(F)	
(F) STOP		(F)		(F)		(C)	
(C)		(Bb)		(C)		(F)	
(NC)		(C)		(C)		(F)	
(F) STOP		(C)		(C)		(F)	
(F) STOP		(C)		(C)		(F)	
(F) STOP		(C)		(C)		(can can)	



LE CAN CAN



(F) | (C) | (F) | (C) |
 (F) | (F) | (C) | (F) (C) |
 (F) | (F) | (C) | (F) (C) (F) |
 (F) | (F) | (C) | (F) (C) |
 (F) | (F) | (C) | (F) (C) (F) |
 (C) (F) | (Bb) (F) | (C) (F) | (C) |
 (C) (F) | (Bb) (F) | (C) (F) | (C) |
 (F) | (C) (F) | (F) | (C) (F) |
 (F) | (C) (F) | (F) | (C) (F) |
 (C) | (C) | (C) | (C) |
 (F) | (F) | (C) | (F) |
 (F) | (F) | (F) | (F) |
 (F) |

